




## Fitting instruction manifold MGA/MGB for DCOE Weber Carburettor (V100MGA)



1. You can use this inlet manifold for all MGA 1500/1600 and MGB 1800 Cars.
2. If you fit this inlet manifold please be sure to use a new gasket between the cylinder head and inlet manifold (ZK38MGA-08) for the following reason- as there have been different designs of exhaust manifold over the years it maybe necessary to rework the exhaust manifold and/or the inlet manifold a little bit. Once a perfect fit is achieved, fit your Weber inlet manifold with the original nuts and bolts to the cylinder head. Next, please fit the studs supplied in your kit with the short site in to the manifold. Now please fit the Bracket for the throttle cable like Picture (A) on your Webber Carburettor. Once you have done this, fit the carburettors with the rubber sealing gasket (V115TRW) and rubber bushes as shown on the picture of the manifold.



Picture (A)



3. After fitting the carburettor-kit to the engine, connect all the fuel hoses to the carburettor. Start the engine and synchronize the carburettors and adjust just the fuel mixture to suite (jet settings have to be checked and maybe changed.) Remove the vacuum pipe from the distributor as it is no longer needed.